



Franklin Electric

# MINETUFF® SERIES


SUBMERSIBLE DEWATERING PUMPS



[pioneerpump.com](http://pioneerpump.com)







## TRUSTED SUPPORT & PRODUCT AVAILABILITY

Keep your operations running with tools and resources that put you in control of product availability, order management and maintenance. Spec an entire system or order replacement parts with readily available components utilizing industry-leading online programs built for speed and support teams with some of the best knowledge in the industry:



# FE SELECT

**FE Select:** Size. Configure. Quote. Input your performance requirements or specs, and our industry-leading online tool will help you find the right pump for the job



# FE DIRECT

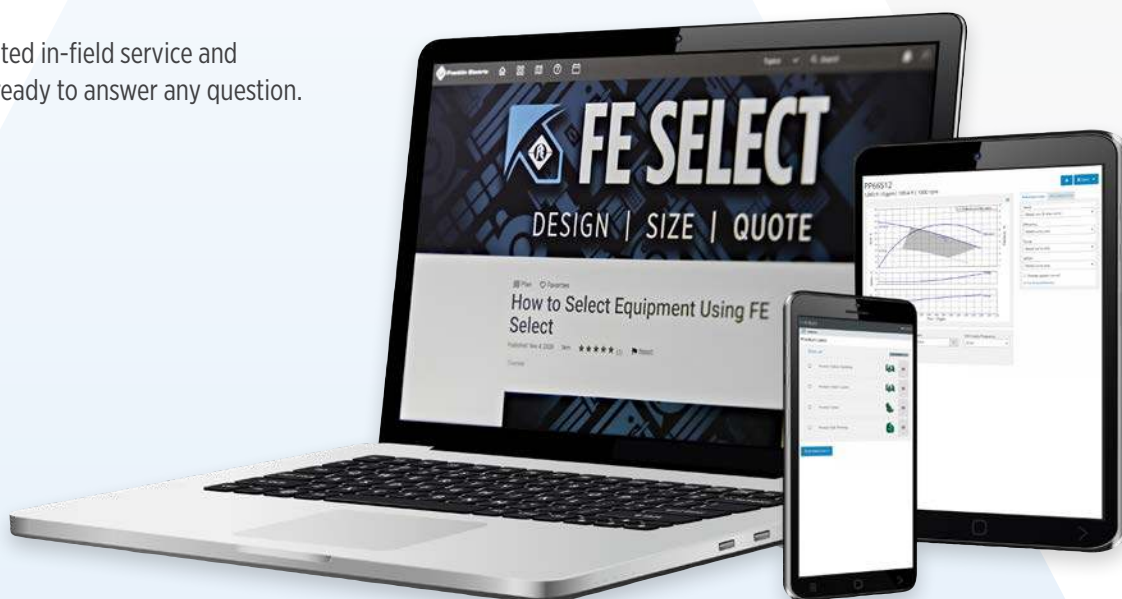
**FE Direct:** Your 24/7 online resource for viewing prices and availability, ordering and replacement parts.



# ONLINE

**FranklinTECH Online:** On-demand learning and digital training programs, including repair and maintenance videos.

**Service and Support:** Dedicated in-field service and technical support personnel ready to answer any question.



# *YOUR PARTNER FOR* **WATER SYSTEMS**



## **ABOUT FRANKLIN ELECTRIC**

Franklin Electric is a global provider of complete systems for the movement of water.



## **ABOUT PIONEER PUMP**


Pioneer Pump, a brand of Franklin Electric, specializes in the engineering and manufacturing of large centrifugal pumps and packages.



## **HIGH PERFORMANCE PUMPS**

Transport water and wastewater for any sized job with our proven portfolio of centrifugal pumps.

## **Pioneer Pump's proven reliability is now available for submersible dewatering applications**



Our Minetuff® Series electric submersible pumps deliver proven reliability in the world's harshest environments – from mines to construction sites. Whether you need a submersible that moves with your crew or one that stays in place, every pump is engineered for optimal performance and rugged durability to keep your site operational. As part of the Pioneer Pump portfolio, you can trust these pumps are fully supported with local resources and digital tools dedicated to your business.





# ENGINEERED FOR PROVEN PERFORMANCE

## 1 HEAVY DUTY MOTORS

- Class H insulation system with integrated thermistors for protection against thermal overload for heavy-duty use and application

## 2 MECHANICAL SEALS

- Specifically designed and built for Minetuff Series
- 316 SS encased to limit heat transfer from shaft, built with WCCR-SiC faces

## 3 DISTINCTIVE IMPELLER COMPOSITION

- Special duplex stainless steel with more chrome, copper and nitrogen for toughness and corrosion resistance in mine applications

## 4 POLYURETHANE-COATED WEAR PARTS

- Unique co-polymer with better tensile and fatigue strength than standard polyurethane
- Resilience is higher than nitrile butadiene rubber to extend life and reduce cost

## 5 ALUMINUM CASTING

- Pumps from 8 hp to 58 hp are cast in lightweight aluminum for maneuverability
- Thick castings walls ensure extra durability



# AFTERMARKET SERVICES

Enjoy complete support with our comprehensive aftermarket services. We offer a range of replacement parts and kits designed to seamlessly repair your products – all compatible with industry-standard models. Our dedicated aftermarket team ensures parts kits are on hand and available, arriving to you quickly and with detailed drawings. Experience streamlined solutions with our quick order turnaround times and integration options with digital ordering capabilities.

Choose from our selection of popular kits tailored to your needs:

- Basic Repair Kit
- Hydraulic Kit
- O-ring Kit
- Wear Kit
- Wet End Kit





## BACKED BY WORLD CLASS SUBMERSIBLE PUMP MANUFACTURING



The Minetuff® Series utilizes Franklin Electric's industry-leading expertise in submersible pump and motor engineering to ensure excellent durability and performance.

- Fully wet-tested in-house for quality control which means peace-of-mind on your job site.
- Submersible design requires less space to operate and provides the extra lift needed for deep wells.
- Rugged construction, with robust materials and adjustable hydraulics, withstands the most demanding dewatering challenges.
- Designed for optimal performance in the harshest applications a pump can encounter, including handling smaller abrasives like sand, small stones and clay.

---

*Franklin Electric is a global leader in the manufacturing and distribution of products and systems focused on the movement and management of water. We offer pumps, motors, drives, and controls for use in a wide variety of agricultural, commercial, industrial, municipal, and residential applications.*

---

Connect with Us!

